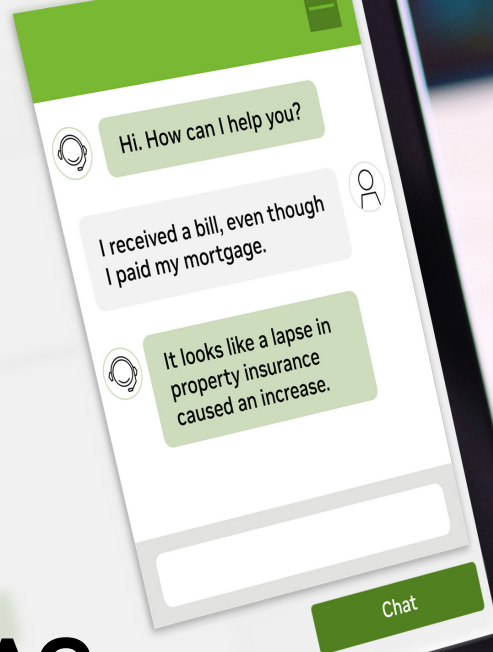
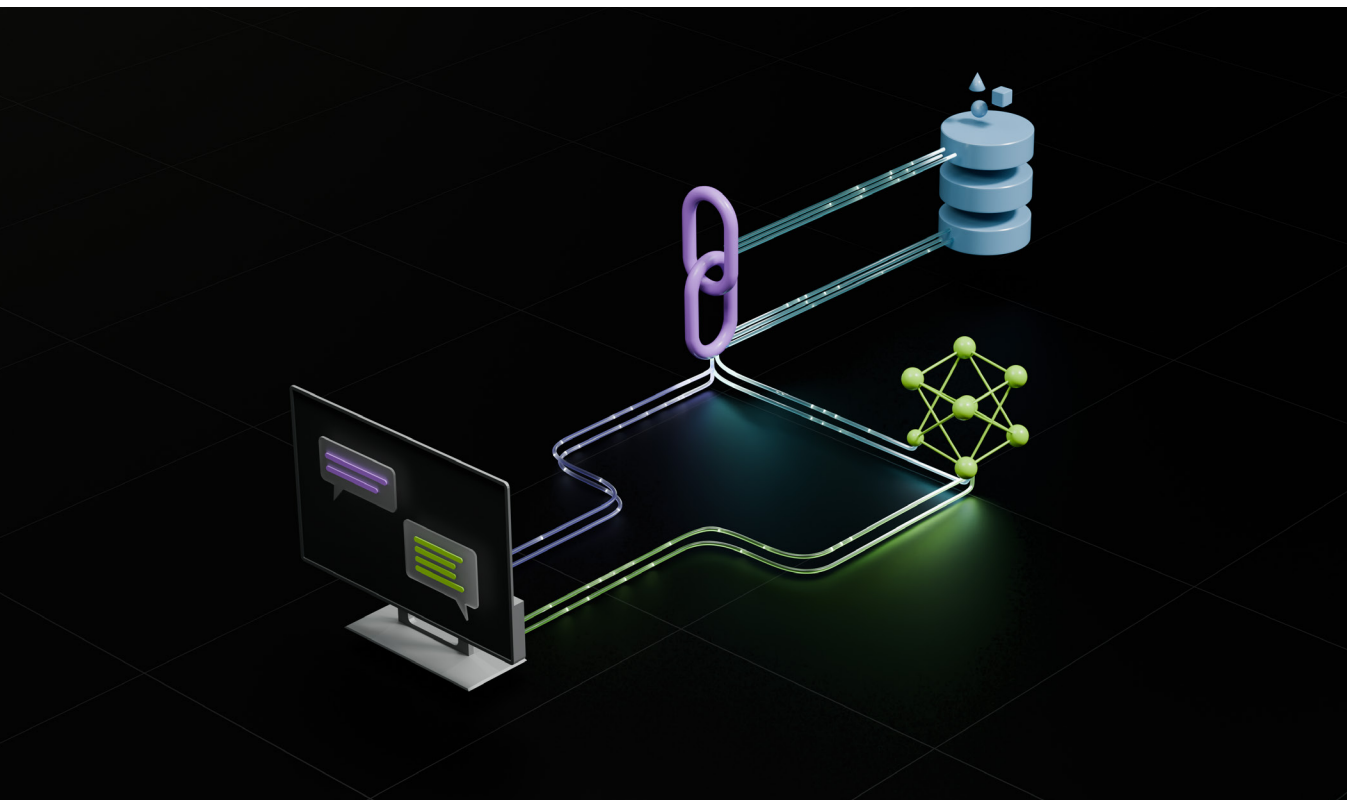


Ebook

# Enterprise Guide to Building Intelligent AI Chatbots With RAG



# Evolution of AI Chatbots in Enterprises



**Retrieval-augmented generation** (RAG) has brought a paradigm shift to AI chatbot development, propelling them from humble beginnings to a vital role in enterprises worldwide. Adding to the techniques of in-context learning and fine-tuning of **large language models** (LLMs), the RAG architecture uses proprietary enterprise data sources to deliver up-to-date grounded query responses from the LLM.

## Talk to your data:

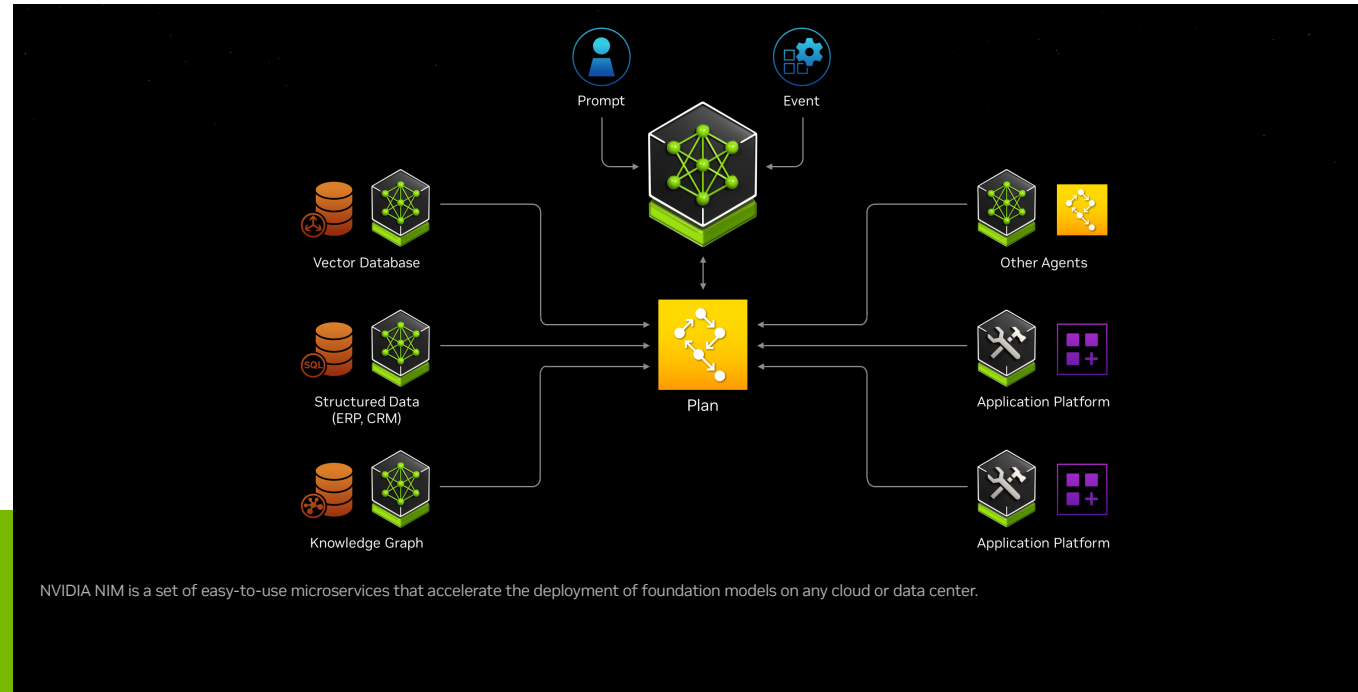
The chatbot's role has evolved from a simple Q&A interaction tool to a sophisticated, data-driven enterprise assistant or co-pilot. By 2025, it is anticipated that two-thirds of businesses will leverage a combination of generative AI and retrieval-augmented generation to power domain-specific self-service knowledge discovery, improving decision efficacy by 50%. (IDC FutureScape)

RAG-equipped AI chatbots empower you to gather more insights from your data. They can efficiently perform tasks like summarization, information retrieval, semantic searches, multilingual translation, classification, sentiment analysis, recommendations, education, customer support, and more. To further enhance chatbot services on a global scale, look into adding speech and translation AI for faster hands-free communication in the users' natural languages.

# How Retrieval-Augmented Generation Works

The heart of **RAG** involves taking a variety of enterprise-specific documents—including text, images, videos, and graphs—and other data via APIs and dissecting them into data chunks. An embedding model is used to encode each data chunk into a vector embedding, which captures its meaning, semantics, and nuance. These data chunks are indexed and stored in a **vector database** for later retrieval.

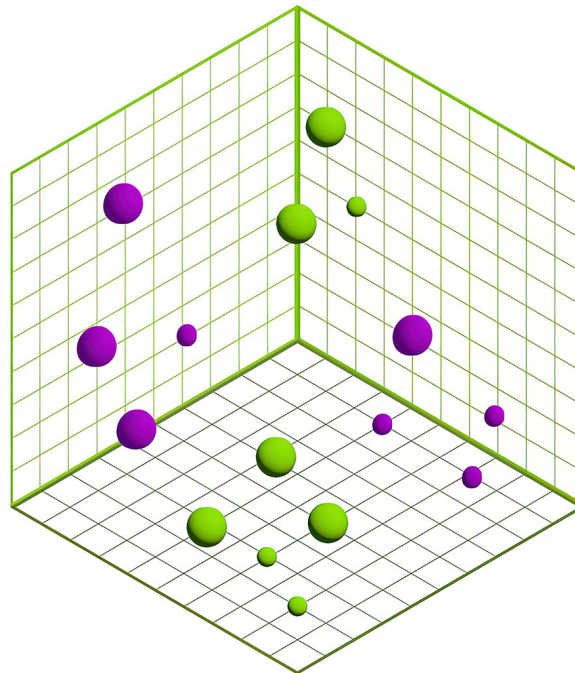
Upon receiving a prompt from a user, the system parses it and uses the same embedding model to get a vector embedding of the prompt. The prompt vectors are then used to do a similarity search to retrieve the top-k, most-relevant data chunks, which are placed into the context of the prompt before sending it to the LLM. LangChain or LlamaIndex are popular frameworks that support the creation of AI chatbot and LLM solutions.



# Vector Search for AI Chatbots Using RAG

The RAG architecture involves splitting documents or other types of data into smaller chunks and converting them to vector embeddings that represent each chunk of data. Once indexed and stored in a vector database, they can be retrieved by performing a semantic search against the user query, which is also converted to a vector embedding, using techniques like cosine similarity.

Vector databases, integrated with the GPU-powered NVIDIA RAPIDS™ cuVS library, benefit from the parallel processing capabilities of GPUs, which dramatically accelerate the vector search process. This ensures fast, accurate RAG AI chatbot applications that can scale in production. These production-ready, optimized models can be connected to knowledge bases using retrieval-augmented generation to boost accuracy and performance.





# Business Impact and Efficiency Gains

RAG has revolutionized **AI chatbots**, significantly boosting employee productivity and customer satisfaction.

Going forward, enterprises will rely on hundreds of AI assistants for productivity, product differentiation, and experience improvement.

In healthcare, these assistants help provide better accessibility to high-quality care. Hippocratic.AI's **generative AI healthcare agents** help patients schedule appointments faster and nurses conduct preoperative outreach and postdischarge follow-ups. In turn, nurses are freed from administrative tasks and can focus on care delivery.

In telecommunications, NVIDIA and their ecosystem of partners are supporting the industry's move to **generative AI with a growing number of solutions**, covering use cases from customer experiences to network and radio access network (RAN) operations.

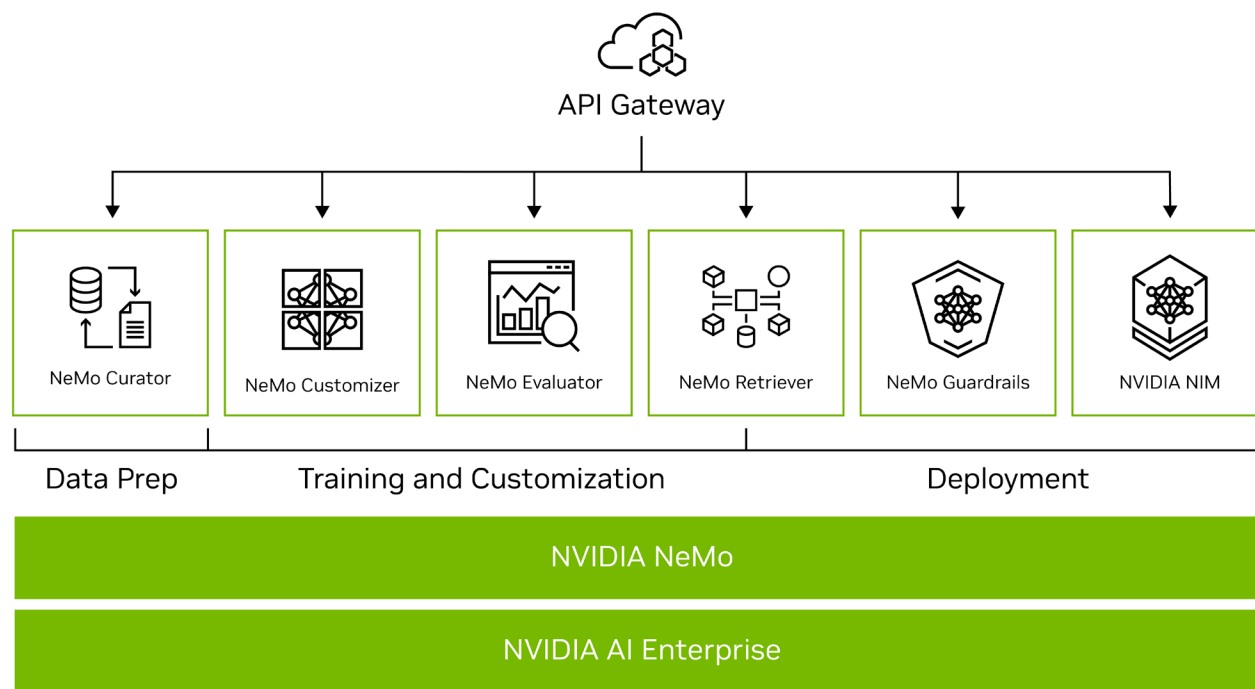
RAG enables AI assistants to access current, relevant data while ensuring data privacy. It also mitigates the risks of LLM hallucinations by enriching each interaction's context—leading to more accurate responses.



# Advanced Customization for Unique Enterprise Needs

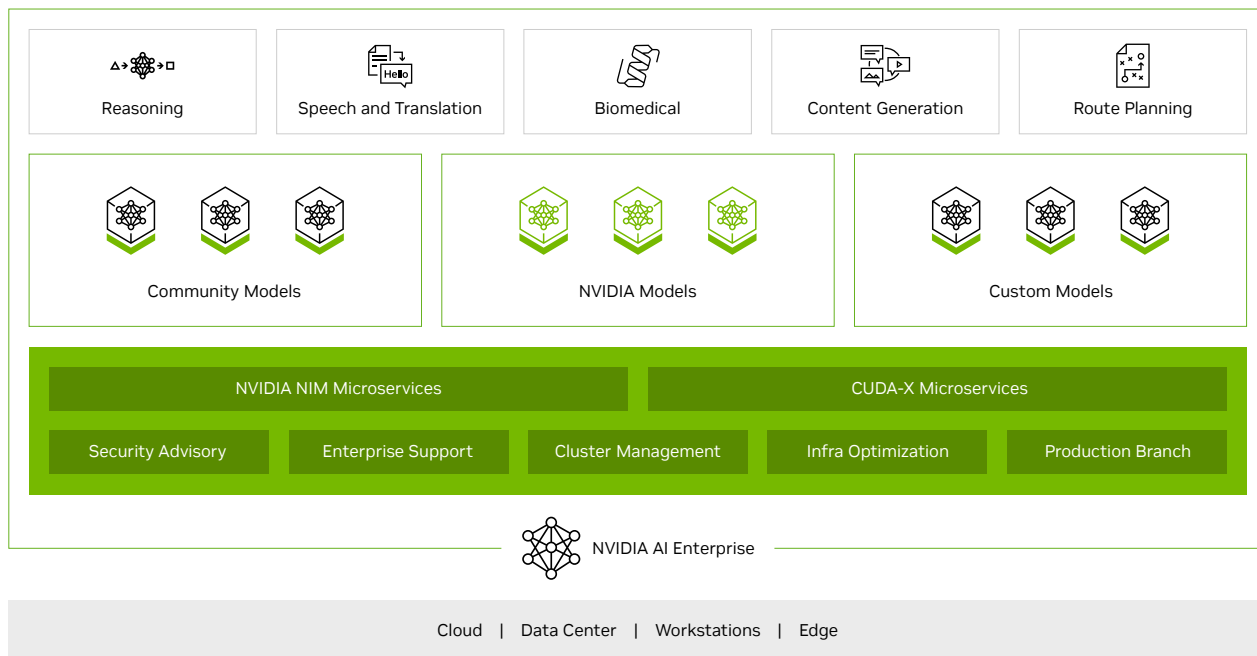
The strategic approach to model **customization** via fine-tuning, precise prompt engineering, reinforcement learning from human feedback (RLHF), and **RAG** provides an expanded and relevant context for LLMs. This leads to more efficient and targeted responses for specific enterprise needs, equipping LLMs for a wide array of real-world business scenarios.

A pretrained LLM, often called a foundation model, is fine-tuned with domain-specific training examples, taught specific skills, and trained with RLHF to create a customized foundation model. Prompt engineering is used to enhance the user's original prompt with additional context, including the system prompt, which contains instructions for the LLM. In cases where RAG is being used, the most relevant data chunks, based on their semantic meanings, are also added to the context of the prompt before it's sent to the customized LLM.



Develop and deploy customized foundation models with NVIDIA NeMo, part of NVIDIA AI Enterprise.

# Implement and Deploy AI Chatbots With NVIDIA AI Enterprise



Develop and deploy with NVIDIA AI Enterprise.

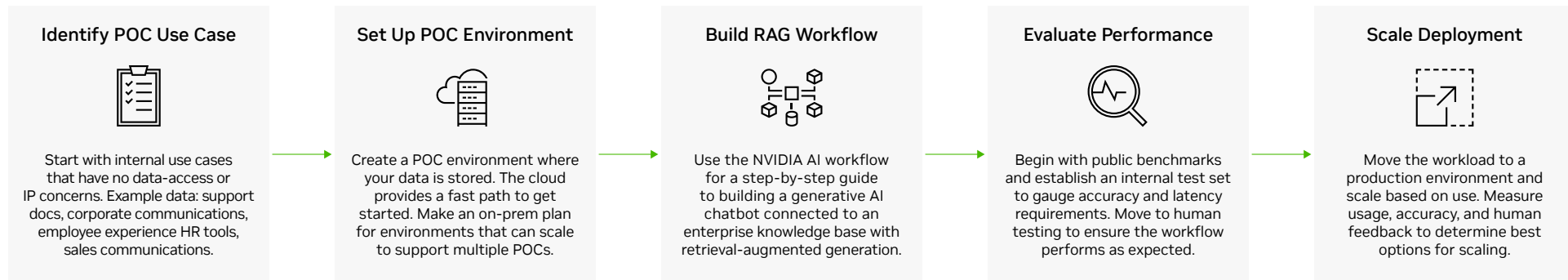
Integrating RAG with AI chatbots presents challenges. These include skills, resources, data curation, data governance, solution architecture, security, privacy, maintenance, scalability across multiple nodes, fault tolerance, and more. Here are the tools you need to build better chatbots with NVIDIA AI.

**NVIDIA NeMo™ Guardrails** helps to ensure that smart applications powered by LLMs are accurate, appropriate, on topic, and secure.

**NVIDIA NIM™** features optimized LLMs from the community and NVIDIA, packaged as containers that run as microservices to expedite time to market and ease the development and deployment of generative AI models.

**NVIDIA AI Enterprise** is an end-to-end, cloud-native software platform that accelerates data science pipelines and streamlines the development and deployment of production-grade copilots and other generative AI applications. Easy-to-use NIM and **CUDA-X™ microservices**, included with NVIDIA AI Enterprise, provide optimized model performance with enterprise-grade security, support, and stability to ensure a smooth transition from prototype to production.

# Workflow for Building AI Chatbots Using RAG



Creating effective RAG-powered chatbots requires a blend of technical expertise and alignment with business objectives. Keeping these chatbots up to date and aligned with business strategies is essential for their ongoing relevance and efficacy.

Developing user-friendly chatbots that add tangible business value remains a critical focus.

RAG empowers enterprises to create AI applications that are agile, responsive, and capable of providing domain-specific answers based on current information, increasing user trust and enhancing user experiences.

## Ready to Get Started?

To learn how to adapt an existing foundation model to accurately generate responses based on enterprise data, visit the AI workflow webpage: [AI Chatbot With Retrieval-Augmented Generation](#)

And visit the API catalog: [Instantly Run and Deploy Generative AI](#)