

EPSON®

Business Printing Solutions

2023/2024 Line Guide



PRECISIONCORE
HEAT•FREE®

Printers shown with optional accessories.

The Future of Printing

From a world leader in imaging technology, Epson® inkjet printers enable today's businesses to enter a modern era of printing. Featuring revolutionary PrecisionCore Heat-Free® technology, these innovative printers are designed to enhance productivity and offer a low total cost of ownership with distinct environmental benefits. There's no need to heat up toner, so you get fast speeds and a fast first page out. A remarkably simple design means very few maintenance parts, allowing for minimal intervention and helping to maximize productivity. Engineered for speed, reliability and the ability to work seamlessly within existing systems, Epson printers bring the future of business printing to today's professionals.

	Users per Device	Speed	Estimated Monthly Print Volume
WorkForce®/WorkForce Pro With single- and multifunction solutions available, our line of printers is specifically designed to serve the needs of managed workgroups and high-volume office printing environments.	 1 – 10	Up to 25 ISO ppm (black/color) [†]	 50 – 4,000
Supertank Available with IT tools and printing up to 13" x 19", these compact printers feature revolutionary ink replacement technology. Offering remarkable value and convenience, they include super-high-capacity, easy-to-replace bottles or packs. These Supertank printers come with a ridiculous amount of ink—two years of ink guaranteed, or your additional ink is on Epson ^{†††} .	 1 – 5	Up to 25 ISO ppm (black/color) [†]	 400 – 2,500
WorkForce Pro HC Enable high-volume document printing in managed network environments without the need to frequently replace cartridges. These single- and multifunction printers handle sheets ranging from letter size to 13" x 47.5" and are designed for workgroups and remote offices. The high-capacity Replaceable Ink Pack System (RIPS) helps facilitate low intervention while delivering high-quality and affordable printing.	 5 – 15	Up to 26/25 ISO ppm (black/color) [†]	 1,500 – 10,000
WorkForce Enterprise Revolutionize business productivity with breakthrough speed and high-capacity consumables. Get intuitive operation, simplified maintenance and security features. Built with innovative PrecisionCore Heat-Free technology, these products deliver quality color, from print to print and year to year.	 More than 15	Up to 100 ISO ppm (black/color) [†]	 6,000 – 100,000

[†] Black and color print speeds are measured in accordance with ISO/IEC 24734. Actual print times will vary based on factors including system configuration, software, and page complexity. For more information, visit www.epson.com/printspeed

^{†††} Limitations apply. Promo valid for ST-C2100, ST-C4100, ST-M1000, ST-M3000, ST-C8000, ST-C8090 and WF-M5799 Supertank (C11CG04201-LB) printers through authorized Epson resellers only from 04/01/23 to 03/31/24. Product must be registered before 04/30/24. Limit 8 additional bottles of 502® inks or 542 inks per printer. Max. 8 claims per printer. Each claim cannot contain multiple bottles of the same color. Limit 2 additional bottles of 532 inks or M02XL120 packs per printer. Limit one bottle per claim. Based on average monthly document print volumes of about 150 pages (ST-C2100), 200 pages (ST-C4100) and 300 pages (ST-M1000/ST-M3000/ST-C8000/ST-C8090) and 750 pages (WF-M5799 Supertank). Promo applies to ink only. Printer covered by Epson 2-year limited warranty. For promo participation, you must register your product.

Powered by PrecisionCore®

Epson's business printers are powered by PrecisionCore, advanced print chip technology that is disruptively simple, smart and clean.



1.33 inches: 400 nozzles x 2 rows

Simple

Engineered for Reliable Performance

The all-in-one chip design contains the printing parts of a 4-color printer, which means fewer parts that can break down.

Smart

Built for Productivity

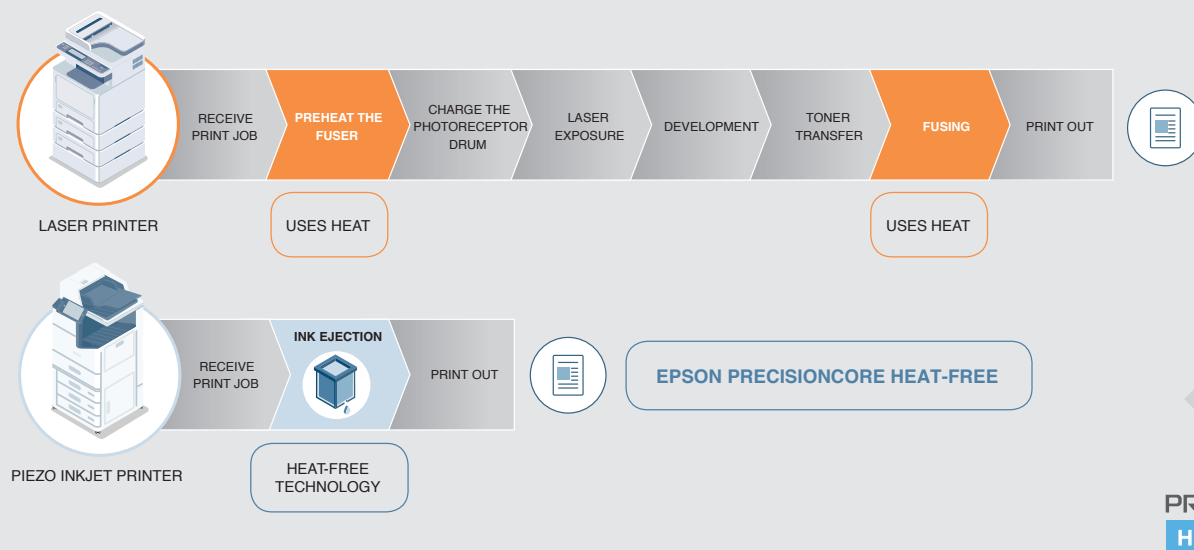
This scalable and modular solution delivers consistent quality with no warm-up time required, resulting in less downtime and fast first page out.

Clean

Designed for Efficiency

Heat-Free technology is designed for efficient ink usage and low power consumption, to help minimize waste and decrease energy consumption.

Heat-Free Technology vs. Laser



Epson Solutions Suite—Streamlined Configuration and Management for Your Printer Fleet

Epson Business Inkjet printers offer a full suite of advanced printing solutions designed to help businesses easily manage the installation, configuration and operation of their print environment. With workflow administration, fleet management, remote services and third-party integration, Epson Solutions Suite has you covered.



Epson Device Admin

A powerful device management solution, Epson Device Admin was designed to simplify the installation, configuration and management of networked Epson printers with alert notifications and usage reporting.



Epson Print Admin

A cost-effective administration tool, Epson Print Admin helps customers increase document output security, manage print costs and improve productivity with its user-friendly software integration. Also available on select models as an embedded solution with **Epson Print Admin Serverless**.



Epson Remote Services

A cloud-based printer fleet management tool, Epson Remote Services was built to help partners remotely diagnose customer service needs, perform remote operations, generate alerts and more—all from the convenience of the cloud.



Epson Open Platform

A third-party integration solution, Epson Open Platform allows users to gain control of their printing operations by interacting with embedded software from a variety of third-party Independent Software Vendor (ISV) solutions.

Compatibility varies by model.

Epson Business Inkjet Security Features

Printer security is essential to an organization's information security strategy. That's why Epson builds security features into its business inkjet products. Whether you're concerned with user, network or data security, Epson Business Inkjet technology is designed to meet your business requirements.



Protection Against External Threats

Epson solutions can help block unapproved computer connections and disable external interfaces.



Document Security

Secure confidential documents, utilize anti-copy patterns, add watermarks and encrypt PDFs with select Epson printers.



Secure Network Protocols

WorkForce Enterprise, WorkForce Pro and other select printers can utilize IPsec/IP filtering, TLS Communication and SNMPv3.



Automated Security

Easily streamline the installation, configuration and management of all Epson networked devices with Epson Device Admin.

Compatibility varies by model.

Business Printers

- Included
- Not included

Single user



WorkForce/WorkForce Pro












Mobile printer with built-in battery



Individual ink cartridges or packs that you replace as you go

Model Number	WorkForce EC-C110*	WorkForce Pro WF-C4310*	WorkForce Pro WF-C4810*	WorkForce EC-C7000*	WorkForce Pro WF-M5399*	WorkForce Pro WF-M5899*
Product Code	C11CH25202	C11CK18201	C11CJ05205	C11CH67202	C11CK77201	C11CK76201
Color/Monochrome	Color	Color	Color	Color	Monochrome	Monochrome
Limited Warranty	2-year	2-year	2-year	2-year	2-year	2-year
Features	Printer	Printer	MFP	MFP	Printer	MFP
ISO Print Speed (1-sided; 2-sided) [†]	6.7/3.8 ISO ppm (bk/clr) with AC adapter (1-sided)	21/11 ISO ppm (bk/clr) 12/7 ISO ppm (bk/clr)	25/12 ISO ppm (bk/clr) 16/9 ISO ppm (bk/clr)	25/12 ISO ppm (bk/clr) 16/9 ISO ppm (bk/clr)	25 ISO ppm (bk) 16 ISO ppm (bk)	25 ISO ppm (bk) 16 ISO ppm (bk)
First Page Out Time (FPOT) (sec) / First Set Out Time (FSOT) (sec) ^{††}	21/74 (clr)	9/28 (clr)	8/25 (clr)	9/27 (clr)	5/14 (bk)	5/14 (bk)
First Copy Out Time (FCOT) (sec) ^{††}	—	—	10 (clr)	14 (clr)	—	7 (bk)
Recommended Monthly Page Volume ¹	Up to 250	Up to 1,600	Up to 1,600	Up to 2,500	Up to 5,000	Up to 5,000
Maximum Paper Capacity	Up to 20 sheets	Up to 250 sheets	Up to 500 sheets	Up to 550 sheets	Up to 1,830 sheets ²	Up to 1,830 sheets ²
Maximum Paper Handling Size	8.5" x 14"	8.5" x 14"	8.5" x 47.2"	13" x 47.2"	8.5" x 236.2"	8.5" x 236.2"
ADF Capacity	—	—	Duplex: 50 sheets	Duplex: 50 sheets	—	Duplex: 50 sheets
Scan Bed Size	—	—	8.5" x 11.7"	11.7" x 17"	—	8.5" x 11.7"
PCL ³ and PostScript® Support	—	—	—	—	•	•
Epson Open Platform and Epson Print Admin	—	—	—	—	•	•
SAP® Compliant	—	—	—	—	•	•
Dimensions: Printer (W x D x H)	12.2" x 9.3" x 8.5"	16.7" x 19.4" x 6.5"	16.7" x 19.8" x 13.0"	20.3" x 38.4" x 20.5"	16.7" x 22.8" x 17.7"	16.7" x 22.8" x 17.7"
Dimensions: Storage (W x D x H)	12.2" x 6.3" x 2.4"	16.7" x 14.9" x 6.5"	16.7" x 15.3" x 13.0"	20.3" x 17.7" x 13.8"	16.7" x 21.1" x 14.1"	16.7" x 21.1" x 14.1"
Connectivity	USB, Wireless	USB, Wireless, Ethernet	USB, Wireless, Ethernet	USB, Wireless, Ethernet	USB, Wireless, Ethernet	USB, Wireless, Ethernet
Epson Connect™ ⁴	•	•	•	•	•	•
Wi-Fi Direct® ⁵	•	•	•	•	•	•
AirPrint®	•	•	•	•	•	•
Ink Supplies	215 Series	924 Series	924 Series	812 Series	M02 Series	M02 Series
Maximum Replacement Ink Yield	~250 pgs. bk/ ~200 pgs. clr ⁶	~2,200 pgs. bk/ ~1,700 pgs. clr ⁶	~2,200 pgs. bk/ ~1,700 pgs. clr ⁶	~2,200 pgs. bk/ ~1,100 pgs. clr ⁶	~40,000 pgs. bk ⁷	~40,000 pgs. bk ⁷
Included Ink Yield	—	—	—	—	—	—
Ink Delivery	Cartridge	Cartridge	Cartridge	Cartridge	Pack	Pack

* Designed for use exclusively with Epson cartridges or ink packs (ink delivery varies by model). † ** Printer model supports Epson Print Admin Serverless as an optional purchase.

WorkForce/WorkForce Pro				Supertank		
						
Individual ink cartridges or packs that you replace as you go				High-yield bottles for high-volume printing, plus IT administrative tools		
WorkForce Pro WF-C5390*	WorkForce Pro WF-C5890*	WorkForce Pro WF-C8190*	WorkForce Pro WF-C8690*	WorkForce ST-M1000	WorkForce ST-M3000	WorkForce ST-C2100
C11CK25201	C11CK23201	C11CG70201	C11CG68201	C11CG94201	C11CG93201	C11CJ63203
Color	Color	Color	Color	Monochrome	Monochrome	Color
2-year	2-year	2-year	2-year	2-year	2-year	2-year
Printer	MFP	Printer	MFP	Printer	MFP	MFP [No fax]
25 ISO ppm (bk/clr) 16 ISO ppm (bk/clr)	25 ISO ppm (bk/clr) 16 ISO ppm (bk/clr)	24 ISO ppm (bk/clr) 16 ISO ppm (bk/clr)	24 ISO ppm (bk/clr) 16 ISO ppm (bk/clr)	20 ISO ppm (bk) 9 ISO ppm (bk)	20 ISO ppm (bk) 9 ISO ppm (bk)	10.5/5 ISO ppm (bk/clr) 6/4 ISO ppm (bk/clr)
5/14 (clr)	5/14 (clr)	6/14 (clr)	6/14 (clr)	6/15 (bk)	6/15 (bk)	16/51 (clr)
—	7 (clr)	—	7 (clr)	—	13 (bk)	33 (clr)
Up to 5,000	Up to 5,000	Up to 7,000	Up to 7,000	Up to 1,500	Up to 1,500	Up to 600
Up to 1,830 sheets ²	Up to 1,830 sheets ²	Up to 1,835 sheets ²	Up to 1,835 sheets ²	Up to 250 sheets	Up to 250 sheets	Up to 100 sheets
8.5" x 236.2"	8.5" x 236.2"	13" x 47.2"	13" x 47.2"	8.5" x 47.2"	8.5" x 47.2"	8.5" x 47.2"
—	Duplex: 50 sheets	—	Duplex: 50 sheets	—	35 sheets	—
—	8.5" x 11.7"	—	11.7" x 17"	—	8.5" x 11.7"	8.5" x 11.7"
•	•	•	•	PCL only	PCL only	—
•	•	•	•	—	—	—
•	•	•	•	—	—	—
16.7" x 22.8" x 17.7"	16.7" x 22.8" x 17.7"	24.1" x 34.1" x 22.5"	24.1" x 34.1" x 22.5"	14.8" x 13.7" x 5.9"	14.8" x 13.7" x 13.6"	14.8" x 22.3" x 10.2"
16.7" x 21.1" x 14.1"	16.7" x 21.1" x 14.1"	24.1" x 29.7" x 15.2"	24.1" x 29.7" x 19.4"	14.8" x 13.7" x 5.9"	14.8" x 13.7" x 13.6"	14.8" x 13.7" x 7.4"
USB, Wireless, Ethernet	USB, Wireless, Ethernet	USB, Wireless, Ethernet	USB, Wireless, Ethernet	USB, Wireless, Ethernet	USB, Wireless, Ethernet	USB, Wireless
•	•	•	•	•	•	•
•	•	•	•	•	•	•
•	•	•	•	•	•	•
T10 Series	T10 Series	912 Series	912 Series	532 Series	532 Series	502 Series
~10,000 pgs. bk/ ~5,000 pgs. clr ⁶	~10,000 pgs. bk/ ~5,000 pgs. clr ⁶	~11,500 pgs. bk/ ~8,000 pgs. clr ⁶	~11,500 pgs. bk/ ~8,000 pgs. clr ⁶	~6,000 pgs. bk ⁸	~6,000 pgs. bk ⁸	~7,500 pgs. bk/ ~6,000 pgs. clr ⁹
—	—	—	—	~11,000 pgs. bk ⁸	~11,000 pgs. bk ⁸	~6,500 pgs. bk/ ~5,200 pgs. clr ⁹
Pack	Pack	Cartridge	Cartridge	Bottle	Bottle	Bottle

Supertank					WorkForce Pro HC	
    					 	
High-yield bottles for high-volume printing, plus IT administrative tools					Ultra high-capacity replaceable ink packs for high-volume printing, plus IT tools	
WorkForce ST-C4100	WorkForce ST-C5000	WorkForce ST-C5500	WorkForce ST-C8000	WorkForce ST-C8090	WorkForce Pro WF-C529R*	WorkForce Pro WF-C579R*
C11CJ60203	C11CJ29203	C11CJ28202	C11CH71202	C11CH71203	C11CG79201BU	C11CG77201BU
Color	Color	Color	Color	Color	Color	Color
2-year	2-year	2-year	2-year	2-year	1-year	1-year
MFP	MFP	MFP	MFP	MFP	Printer	MFP
15/8 ISO ppm (bk/clr) 6.5/4.5 ISO ppm (bk/clr)	25 ISO ppm (bk/clr) 21 ISO ppm (bk/clr)	25 ISO ppm (bk/clr) 21 ISO ppm (bk/clr)	25 ISO ppm (bk/clr) 21 ISO ppm (bk/clr)	25 ISO ppm (bk/clr) 21 ISO ppm (bk/clr)	24 ISO ppm (bk/clr) 15 ISO ppm (bk/clr)	24 ISO ppm (bk/clr) 15 ISO ppm (bk/clr)
15/36 (clr)	5/13 (clr)	5/13 (clr)	5/13 (clr)	5/13 (clr)	4/4.5 (bk/clr) / 15 (bk/clr)	4.8/5.3 (bk/clr) / 14 (bk/clr)
31 (clr)	10 (clr)	10 (clr)	13 (clr)	13 (clr)	—	7 (bk/clr)
Up to 800	Up to 3,300	Up to 3,300	Up to 3,300	Up to 3,300	Up to 4,500	Up to 4,500
Up to 250 sheets	Up to 500 sheets	Up to 500 sheets	Up to 550 sheets	Up to 550 sheets	Up to 1,330 sheets ²	Up to 1,330 sheets ²
8.5" x 47.2"	8.5" x 236.2"	8.5" x 236.2"	13" x 236.2"	13" x 236.2"	8.5" x 47.2"	8.5" x 47.2"
30 sheets	Duplex: 50 sheets	Duplex: 50 sheets	50 sheets	50 sheets	—	50 sheets
8.5" x 11.7"	8.5" x 11.7"	8.5" x 11.7"	11.7" x 17"	11.7" x 17"	—	8.5" x 14"
—	—	•	—	•	•	•
—	—	—	—	•	•	•
—	—	—	•	•	•	•
16.4" x 19.8" x 10.0"	16.7" x 32.4" x 18.1"	16.7" x 32.4" x 18.1"	20.3" x 38.4" x 20.5"	20.3" x 38.4" x 20.5"	16.7" x 22.8" x 23.8"	16.7" x 22.8" x 23.8"
14.8" x 13.7" x 9.1"	16.7" x 19.7" x 13.8"	16.7" x 19.7" x 13.8"	20.3" x 19.7" x 13.8"	20.3" x 19.7" x 13.8"	16.7" x 21.1" x 20.2"	16.7" x 21.1" x 20.2"
USB, Wireless, Ethernet	USB, Wireless, Ethernet	USB, Wireless, Ethernet	USB, Wireless, Ethernet	USB, Wireless, Ethernet	USB, Wireless, Ethernet, Fax	USB, Wireless, Ethernet, Fax
•	•	•	•	•	•	•
•	•	•	•	•	•	•
•	•	•	•	•	•	•
502 Series	542 Series	542 Series	542 Series	542 Series	01C/01D Series	01C/01D Series
~7,500 pgs. bk/ ~6,000 pgs. clr ⁹	~7,500 pgs. bk/ ~6,000 pgs. clr ⁹	~7,500 pgs. bk/ ~6,000 pgs. clr ⁹	~7,500 pgs. bk/ ~6,000 pgs. clr ⁹	~7,500 pgs. bk/ ~6,000 pgs. clr ⁹	~50,000 pgs. bk/ ~20,000 pgs. clr ⁶	~50,000 pgs. bk/ ~20,000 pgs. clr ⁶
~14,000 pgs. bk/ ~11,200 pgs. clr ⁹	~12,000 pgs. bk/ ~8,800 pgs. clr ⁹	~12,000 pgs. bk/ ~8,800 pgs. clr ⁹	~19,500 pgs. bk/ ~14,800 pgs. clr ⁹	~19,500 pgs. bk/ ~14,800 pgs. clr ⁹	—	—
Bottle	Bottle	Bottle	Bottle	Bottle	Pack	Pack

WorkForce Pro HC		WorkForce Enterprise					
							
Ultra high-capacity replaceable ink packs for high-volume printing, plus IT tools		Breakthrough speed for mid- and high-volume printing, plus IT tools and networking					
WorkForce Pro WF-C878R*	WorkForce Pro WF-C879R*	WorkForce Enterprise AM-C4000	WorkForce Enterprise AM-C5000	WorkForce Enterprise AM-C6000	WorkForce Enterprise WF-C20750	WorkForce Enterprise WF-C21000	WorkForce Enterprise WF-M21000
C11CH60201	C11CH35201	C11CJ43201	C11CJ42201	C11CJ91201	C11CH87201	C11CH88201	C11CJ87201
Color	Color	Color	Color	Color	Color	Color	Monochrome
1-year, parts only	1-year, parts only	90-day	90-day	90-day	90-day	90-day	90-day
MFP	MFP	MFP	MFP	MFP	MFP	MFP	MFP
25/24 ISO ppm (bk/clr) 17/16 ISO ppm (bk/clr)	26/25 ISO ppm (bk/clr) 18/17 ISO ppm (bk/clr)	40 ISO ppm (bk/clr) 40 ISO ppm (bk/clr)	50 ISO ppm (bk/clr) 50 ISO ppm (bk/clr)	60 ISO ppm (bk/clr) 60 ISO ppm (bk/clr)	75 ISO ppm (bk/clr) 75 ISO ppm (bk/clr)	100 ISO ppm (bk/clr) 100 ISO ppm (bk/clr)	100 ISO ppm (bk) 100 ISO ppm (bk)
5.5 (bk/clr) / 12/13 (bk/clr)	5.5 (bk/clr) / 13 (bk/clr)	6 (bk/clr) FPOT	5.1 (bk/clr) FPOT	4.5 (bk/clr) FPOT	7 (bk/clr) FPOT	7 (bk/clr) FPOT	6.2 (bk) FPOT
6.5/7.1 (bk/clr)	6.5/7 (bk/clr)	10 (standard) / 6.1 (FCOT Priority Mode)	9 (standard) / 5.5 (FCOT Priority Mode)	8 (standard) / 5.2 (FCOT Priority Mode)	9.5/9.6 (bk/clr)	9.5/9.6 (bk/clr)	8.8 (bk)
Up to 10,000	Up to 10,000	Up to 60,000	Up to 60,000	Up to 60,000	Up to 100,000	Up to 100,000	Up to 100,000
Up to 1,835 sheets ²	Up to 1,900 sheets ²	Up to 5,150 sheets ²	Up to 5,150 sheets ²	Up to 5,150 sheets ²	Up to 5,350 sheets ²	Up to 5,350 sheets ²	Up to 5,350 sheets ²
13" x 47.5"	13" x 47.5"	11.7" x 47.2"	11.7" x 47.2"	11.7" x 47.2"	13" x 19"	13" x 19"	13" x 19"
Duplex: 50 sheets	Duplex: 150 sheets	150 sheets	150 sheets	150 sheets	150 sheets	150 sheets	150 sheets
11.7" x 17"	11.7" x 17"	11.7" x 17"	11.7" x 17"	11.7" x 17"	11.7" x 17"	11.7" x 17"	11.7" x 17"
•	•	•	•	•	•	•	•
•	•**	•	•	•	•**	•**	•**
•	•	•	•	•	•	—	—
24.4" x 33.9" x 28.3"	24.4" x 37.0" x 29.9"	21.9" x 24.4" x 47.8"	21.9" x 24.4" x 47.8"	21.9" x 24.4" x 47.8"	26.5" x 29.8" x 48.9"	26.5" x 29.8" x 48.9"	26.5" x 29.8" x 48.9"
24.4" x 25.7" x 25.2"	24.4" x 29.6" x 28.0"	21.9" x 24.4" x 47.8"	21.9" x 24.4" x 47.8"	21.9" x 24.4" x 47.8"	26.5" x 29.8" x 48.9"	26.5" x 29.8" x 48.9"	26.5" x 29.8" x 48.9"
USB, Wireless, Ethernet, Fax	USB, Wireless, Ethernet, Fax	USB, Ethernet, Wireless LAN (optional)	USB, Ethernet, Wireless LAN (optional)	USB, Ethernet, Wireless LAN (optional)	USB, Wireless, Ethernet, Fax (optional)	USB, Wireless, Ethernet, Fax (optional)	USB, Wireless, Ethernet, Fax (optional)
•	•	•	•	•	•	•	•
•	•	•	•	•	•	•	•
•	•	•	•	•	—	—	—
05A/05B Series	05A/05B Series	08D Series	08C Series	08C Series	02S Series	02Y Series	04Q Series
~86,000 pgs. bk/ ~50,000 pgs. clr ⁶	~86,000 pgs. bk/ ~50,000 pgs. clr ⁶	~50,000 pgs. bk/ ~30,000 pgs. clr ⁶	~50,000 pgs. bk/ ~30,000 pgs. clr ⁶	~50,000 pgs. bk/ ~30,000 pgs. clr ⁶	~50,000 (x2) pgs. bk/ ~50,000 pgs. clr ⁶	~50,000 (x2) pgs. bk/ ~50,000 pgs. clr ⁶	~60,000 (x2) pgs. bk ⁷
—	—	—	—	—	—	—	—
Pack	Pack	Cartridge	Cartridge	Cartridge	Cartridge	Cartridge	Cartridge

A photograph of a modern, two-story Epson building at dusk. The building has a white upper section and a dark, textured lower section. The 'EPSON' logo is prominently displayed in blue on the white section. Large windows are illuminated from within, and the building is surrounded by a landscaped garden with various plants and trees. The sky is a mix of blue and orange from the setting or rising sun.

EPSON

Epson

is a leading provider of innovative technology solutions that help businesses succeed.

In fact, you'll find our projectors, scanners and printers—and even robots—hard at work in companies all over the globe.

A Legacy of Innovation

Seiko Epson Corporation holds 1,620 U.S. patents (50,000 patents globally) in imaging and printing technology.

Market Leadership

Epson is a worldwide leader in point-of-sale printers. But our leadership doesn't stop there. We are also the best-selling projector brand worldwide.

Global Presence

Epson has 23 manufacturing locations around the world, providing the infrastructure needed to reach a global marketplace.

Extensive Expertise

Over 1,000 engineers are continually pioneering groundbreaking Epson technology.

Great Accountability

Epson provides a single source for your business technology needs. And we give you added peace of mind with world-class service and support.



Scan to learn more or
visit www.epson.com/forbusiness

EPSON®

† Black and color print speeds are measured in accordance with ISO/IEC 24734. Actual print times will vary based on factors including system configuration, software, and page complexity. For more information, visit www.epson.com/printspeed | †† FPOT is measured on letter-size paper in accordance with ISO/IEC 17629. FSOT is measured on letter-size paper in accordance with ISO/IEC 24735. FCOT is measured on letter-size paper in accordance with ISO/IEC 29183. | 1 Monthly duty cycle is the highest duty a user could expect in a month, based on near-constant operation of a device of this kind. It is not recommended that the device be run at this duty. For best device performance, run the device at the recommended monthly page volume. | 2 With optional paper tray(s). Number of optional trays varies by model. | 3 Not all media types are supported for PCL printing. | 4 Most features require an Internet connection to the printer, as well as an Internet- and/or email-enabled device. For a list of Epson Connect enabled printers and compatible devices and apps, visit www.epson.com/connect | 5 Wi-Fi CERTIFIED™; level of performance subject to the range of the router being used. Wi-Fi Direct may require printer software. | 6 Replacement ink cartridge and ink pack yields are based on ISO/IEC 24711 tests in Default Mode printing continuously. Yields vary considerably for reasons including images printed, print settings, temperature and humidity. Yields may be lower when printing infrequently or predominantly with one ink color. All ink colors are used for printing and printer maintenance, and all colors have to be installed for printing. For print quality, part of the ink from the included ink cartridges or ink packs is used for printer startup and a variable amount of ink remains in the cartridges or packs after the "replace cartridge" or "replace pack" signal. For details, see www.epson.com/inkinfo | 7 Replacement ink cartridge and ink pack yields are based on the ISO/IEC 24711 standard using the ISO/IEC 19752 pattern in Default Mode printing continuously. Yields vary considerably for reasons including images printed, print settings, temperature, humidity, and frequency of use. Yields may be lower when printing infrequently. Ink is used for printing and printer maintenance. For print quality, part of the ink from the included ink cartridges or ink packs is used for printer startup and a variable amount of ink remains in the ink cartridge or ink pack after the "replace cartridge" or "replace pack" signal. For details, see www.epson.com/inkinfo | 8 Part of the ink from the included bottle is used for initial setup. Yields are lower than those of replacement ink bottles. Included and replacement ink bottle yields based on the ISO/IEC 19752 pattern with Epson's methodology. Actual ink yields will vary considerably for reasons including images printed, print settings, temperature and humidity. Ink is used for printing and printer maintenance, and the ink must be available for printing. For more information, visit www.epson.com/inkinfo | 9 Part of the ink from the included bottles is used for initial setup. Yields are lower than those of replacement ink bottles. Included and replacement ink bottle yields based on the ISO/IEC 24712 pattern with Epson's methodology. Actual ink yields will vary considerably for reasons including images printed, print settings, temperature and humidity. Yields may be lower when printing infrequently or predominantly with one ink color. All ink colors are used for printing and printer maintenance, and all colors must be available for printing. For more information, visit www.epson.com/inkinfo



Epson America, Inc.
3131 Katella Ave., Los Alamitos, CA 90720

Epson Canada Limited
185 Renfrew Drive, Markham, Ontario L3R 6G3

www.epson.com
www.epson.ca

Specifications and terms are subject to change without notice. EPSON, PrecisionCore, PrecisionCore Heat-Free and WorkForce are registered trademarks and Epson Connect is a trademark of Seiko Epson Corporation. 502 is a registered trademark of Epson America, Inc. AirPrint is a trademark of Apple Inc., registered in the U.S. and other countries. Wi-Fi Direct® is a registered trademark and Wi-Fi CERTIFIED™ is a trademark of Wi-Fi Alliance®. SmartWay is a registered trademark of the U.S. Environmental Protection Agency. All other product and brand names are trademarks and/or registered trademarks of their respective companies. Epson disclaims any and all rights in these marks. Copyright 2023 Epson America, Inc. CPD-52185R6 10/23