

## QMF Series Commercial LED LCD Displays

49.0"	QM49F	75.0"	QM75F
55.0"	QM55F	98.0"	QM98F
65.0"	QM65F		

# SAMSUNG



## Four times the impact, 24/7



### QMF Series UHD commercial LED LCD displays

Deliver incredible, impossible-to-ignore messages around the clock. With 24/7 durability and reliability, Samsung QMF Series commercial-quality UHD displays offer head-turning visual impact, along with fine detail for exceptional legibility. Offering four times the resolution of Full HD and multi-source display capability, premium retailers have the ability to show off their impeccable craftsmanship with extreme detail. Samsung QMF Series displays. They're ideal for situations where it's critical to maximize every impression.

#### Contact us

1-866-SAM4BIZ  
samsung.com/business  
samsung.com/b2bdigitalsignage

#### Follow us

 youtube.com/samsungbizusa  
 @SamsungBizUSA

### Key features



#### UHD resolution for four times the detail

3840 x 2160 UHD resolution delivers four times the detail of 1920 x 1080 FHD resolution. That means incredible image detail and text legibility. Four times the resolution also allows businesses to replace existing videowalls with a single large screen, delivering the same level of image clarity with no distracting bezels.



#### Multi-screen support for messaging flexibility

With the QMF Series, businesses can display up to four different input sources on the same screen, without having to first merge content on a separate PC. PIP and split-screen options allow messaging flexibility beyond four simple rectangles.



#### 24/7 continuous operation

Commercial-level cooling technologies offer dependable reliability. Samsung QMF displays are designed to deliver peace of mind.



#### Non-glare panel

The non-glare panel minimizes reflection, making messages easier to see. Text is legible, visuals have maximum impact.



#### 500-nit brightness


UHD resolution combines with bright 500-nit screens for messages that demand attention.



#### Ideal for multiple industries

The resolution and data display options of the Samsung QMF Series is ideal for luxury retailers, conference rooms, security monitoring centers and anywhere exceptional image quality with messaging flexibility is desired.

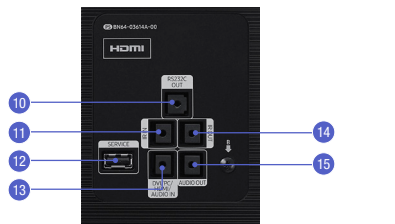

# Samsung QMF series commercial LED LCD displays



		QM49F	QM55F	QM65F	QM75F	QM98F	
Panel	Diagonal Size	49"	55"	65"	75"	98"	
	Type	60Hz E-LED BLU	60Hz E-LED BLU	60Hz E-LED BLU	60Hz E-LED BLU	60Hz E-LED BLU	
	Resolution	3840 x 2160 (16:9)	3840 x 2160 (16:9)	3840 x 2160 (16:9)	3840 x 2160 (16:9)	3840 x 2160 (16:9)	
	Brightness (Typ.)	500 nits	500 nits	500 nits	500 nits	500 nits	
	Contrast Ratio (Typ.)	4000:1	4000:1	4000:1	4000:1	4000:1	
	Viewing Angle (H / V)	178:178	178:178	178:178	178:178	178:178	
	Response Time (G-to-G)	8ms (Typ)	8ms (Typ)	8ms (Typ)	8ms (Typ)	8ms (Typ)	
	Orientation	Landscape / Portrait	Landscape / Portrait	Landscape / Portrait	Landscape / Portrait	Landscape / Portrait	
	Operation Hour	24/7	24/7	24/7	24/7	24/7	
	Anti Reflective	25%	25%	25%	25%	25%	
Sound	Speaker Type	Built in Speaker (10W + 10W)	Built in Speaker (10W + 10W)	Built in Speaker (10W + 10W)	Built in Speaker (10W + 10W)	Built in Speaker (10W + 10W)	
Connectivity	Input	RGB	DVI-I (D-Sub Common), DisplayPort 1.2 (2)	DVI-I (D-Sub Common), DisplayPort 1.2 (2)	DVI-I (D-Sub Common), DisplayPort 1.2 (2)	DVI-I (D-Sub Common), DisplayPort 1.2 (2)	
		Video	HDMI (4)	HDMI (4)	HDMI (4)	HDMI (4)	
		Audio	Stereo Mini Jack	Stereo Mini Jack	Stereo Mini Jack	Stereo Mini Jack	
		USB	USB (S/W Update Only)	USB (S/W Update Only)	USB (S/W Update Only)	USB (S/W Update Only)	
	Output	Audio	Stereo Mini Jack	Stereo Mini Jack	Stereo Mini Jack	Stereo Mini Jack	
	External Control		RS232C (In / Out), RJ45	RS232C (In / Out), RJ45	RS232C (In / Out), RJ45	RS232C (In / Out), RJ45	
Power	Type	Internal	Internal	Internal	Internal	Internal	
	Power Supply	AC 100 - 240 V~ (+/- 10 %), 50/60 Hz	AC 100 - 240 V~ (+/- 10 %), 50/60 Hz	AC 100 - 240 V~ (+/- 10 %), 50/60 Hz	AC 100 - 240 V~ (+/- 10 %), 50/60 Hz	AC 100 - 240 V~ (+/- 10 %), 50/60 Hz	
	Power Consumption	Max [W / H]	154W	165W	198W	TBD	TBD
Typical [W / H]		100W	110W	138W	TBD	TBD	
Sleep Mode		Less than 0.5W	Less than 0.5W	Less than 0.5W	Less than 0.5W	Less than 0.5W	
Dimensions	Set (WxHxD)	43.2" x 24.9" x 1.4"	48.6" x 27.9" x 1.4"	57.3" x 32.8" x 1.4"	66.1" x 37.8" x 2.4"	86.3" x 49.2" x 2.8"	
	Package (WxHxD)	47" x 28.3" x 6.9"	52.5" x 31.9" x 7.1"	61.8" x 37.3" x 8.3"	71.5" x 43.1" x 11"	96.6" x 58.3" x 23.8"	
	Bezel Width (mm)	11.0 (Top / Side), 12.0 (Bottom)	11.0 (Top / Side), 12.0 (Bottom)	12.0 (Top / Side), 12.0 (Bottom)	14.5 (Top / Side), 14.5 (Bottom)	15.2 (Top / Side), 15.2 (Bottom)	
Weight	Set	29.5 lbs.	36.1 lbs.	50.9 lbs.	TBD	TBD	
	Package	39.4 lbs.	49.3 lbs.	69.0 lbs.	TBD	TBD	
Features	VESA Mount	400 x 400mm	400 x 400mm	400 x 400mm	600 x 400mm	900 x 600mm	
	Stand Type	Foot Stand (Optional)	Foot Stand (Optional)	Foot Stand (Optional)	Foot Stand (Optional)	Foot Stand (Optional)	
	Special	Hardware	Temperature Sensor, Pivot Display, Clock Battery (80 hrs. Clock Keeping), Built in Speaker (10W 2ch), IP5x	Temperature Sensor, Pivot Display, Clock Battery (80 hrs. Clock Keeping), Built in Speaker (10W 2ch), IP5x	Temperature Sensor, Pivot Display, Clock Battery (80 hrs. Clock Keeping), Built in Speaker (10W 2ch), IP5x	Temperature Sensor, Pivot Display, Clock Battery (80 hrs. Clock Keeping), Built in Speaker (10W 2ch)	Temperature Sensor, Pivot Display, Clock Battery (80 hrs. Clock Keeping), Built in Speaker (10W 2ch)
		Software	FHD 4 PBP Support (2/3/4 PBP), Auto Source Switching & Recovery, LFD Home UI, Button Lock, DHCP with RJ45 MDC, Hot Key Option, Plug&Play (Initial Setting)	FHD 4 PBP Support (2/3/4 PBP), Auto Source Switching & Recovery, LFD Home UI, Button Lock, DHCP with RJ45 MDC, Hot Key Option, Plug&Play (Initial Setting)	FHD 4 PBP Support (2/3/4 PBP), Auto Source Switching & Recovery, LFD Home UI, Button Lock, DHCP with RJ45 MDC, Hot Key Option, Plug&Play (Initial Setting)	FHD 4 PBP Support (2/3/4 PBP), Auto Source Switching & Recovery, LFD Home UI, Button Lock, DHCP with RJ45 MDC, Hot Key Option, Plug&Play (Initial Setting)	FHD 4 PBP Support (2/3/4 PBP), Auto Source Switching & Recovery, LFD Home UI, Button Lock, DHCP with RJ45 MDC, Hot Key Option, Plug&Play (Initial Setting)
Environmental Conditions	Operating Temperature	0°C ~ 40°C	0°C ~ 40°C	0°C ~ 40°C	0°C ~ 40°C	0°C ~ 40°C	
	Operating Humidity	10 ~ 80%	10 ~ 80%	10 ~ 80%	10 ~ 80%	10 ~ 80%	
Accessories	Included	Quick Setup Guide, Warranty Card, Power Cord, Remote Controller, Batteries					
	Optional	Stand	STN-L4655E	STN-L4655E	STN-L6500E	STN-L7585F	-
		Mount	WMN4270SD	WMN4270SD	WMN6575SD	WMN8200SD	WMN9500SD
Green Management	Emission Standard	EMC	EMC	EMC	EMC	EMC	
	ENERGY STAR Compliant	ENERGY STAR 7.0	ENERGY STAR 7.0	ENERGY STAR 7.0	ENERGY STAR 7.0	ENERGY STAR 7.0	
	RoHS Compliant	Yes	Yes	Yes	Yes	Yes	
	Packaging Recyclability	Packing Materials Recyclable	Packing Materials Recyclable	Packing Materials Recyclable	Packing Materials Recyclable	Packing Materials Recyclable	
Service	Standard Warranty	3 Years Onsite (Parts / Labor / Backlight)	3 Years Onsite (Parts / Labor / Backlight)	3 Years Onsite (Parts / Labor / Backlight)	3 Years Onsite (Parts / Labor / Backlight)	3 Years Onsite (Parts / Labor / Backlight)	

## CONNECTIVITY

- RS232C In
- DVI / PC / MagicInfo In
- HDMI In 4
- HDMI In 3
- HDMI In 2
- HDMI In 1
- DP In 2 (UHD 60Hz)
- DP In 2 (UHD 60Hz)
- RJ45
- RS232C Out
- IR In
- Service
- DVI / PC / HDMI / Audio In
- IR Out
- Audio Out



## Learn more

[samsung.com/business](http://samsung.com/business) [insights.samsung.com](http://insights.samsung.com) [samsung.com/b2bdigitalsignage](http://samsung.com/b2bdigitalsignage)

## Product support

1-866-SAM4BIZ 1-800-SAMSUNG

## Follow us

[youtube.com/samsungbizusa](https://www.youtube.com/samsungbizusa) [@SamsungBizUSA](https://twitter.com/SamsungBizUSA)

**SAMSUNG**