

# Selecting the **right** **Chromebook** for your cloud workers

To select the right device for your cloud workers, it's important to consider what type of work they do and the device specifications they need to help them do that work.



This document walks you through three steps to help you choose the right Chromebook for each employee:

1

Identify the primary use case, or how the device will be used.

2

Map out the device specifications required for these use cases.

3

Make recommendations for devices that meet these needs.




Last Updated: December 2020  
Next Update: July 2021




To learn more, contact your SHI Account Rep or visit [SHI.com/Chrome](https://SHI.com/Chrome) for more information.

## 1 Primary use cases for the device

To select the right Chromebook for an employee – and meet the needs of your business – it’s important to understand what the employee needs to do on their device. Generally, there are four primary use cases:

 For browsing & single tasks






 For collaborating

 For apps & virtualization

 For power usage

For example, frontline workers may find that a simple device that supports web browsing is all they need. Information workers and executives may need collaboration tools, as well as more apps and virtualization. Analysts and designers may need devices built for power usage.

The chart below lists the key functionality typically required to support each use case.

Primary use case	Increasing workload intensity 			
	 For browsing & single tasks	 For collaborating	 For apps & virtualization	 For power usage
Web browser tab load <sup>(1)</sup>	Medium	High	High	High
Email	✓	✓	✓	✓
Google Workspace / Web productivity apps	Note <sup>(2)</sup>	✓	✓	✓
Video conferencing	Note <sup>(2)</sup>	✓	✓	✓
Android productivity apps (eg Office 365)	Note <sup>(2)</sup>	Note <sup>(2)</sup>	✓	✓
Always-on VDI/Persistent streaming	Note <sup>(2)</sup>	Note <sup>(2)</sup>	✓	✓
Run Linux beta				✓
Display support	Notebook screen	External monitor	Dual external monitor via docking station	4K monitor





1. Web browser tab load is the number of concurrent web browser tabs open. Medium refers to 14-25 and High is 26+.

2. May be able to handle single tasks e.g., Google Workspace, Video Conferencing, VDI (e.g. Citrix), Android Apps each in isolation and provided that there are no other concurrent system intensive applications. However, if the user needs video conferencing and/or VDI and/or productivity apps concurrently then the “For apps & virtualization” configuration is recommended.

## 2 The device specifications required for each use case

To optimize the experience for users, it's important to get the device specifications right. The chart below maps out recommended specifications for each use case.





Note: Based on Google device testing data. We intend to refresh this periodically to reflect changes in software and apps over time.

Device specifications	 For browsing & single tasks	 For collaborating	 For apps & virtualization	 For power usage
Minimum CPU*	Intel Celeron AMD MTK 8183	Intel Pentium, AMD Athlon, Qualcomm 7c  Fanless Intel i3	Fan Intel i3, i5, i7 AMD Ryzen 3,5,7  Fanless Intel i5, i7	Fan Intel i5, i7 AMD Ryzen 5, 7  Fanless Intel i5, i7
Minimum RAM	4GB	8GB	8GB+	Fan: 8GB Fanless: 16GB

\*This table applies to N (current) and N-1 (previous) generation processors. Some configurations may only be available in select markets. Please contact your OEM representative regarding availability of specific devices and configurations.

## 3 Hardware guidance for each use case

Below is a mapping of the use cases to a broad set of worker profiles. Also listed are the form factors and features that would provide an ideal experience for each worker profile.

 For browsing & single tasks	 For collaborating	 For apps & virtualization	 For power usage
<b>Frontline worker</b>			
12-15" Clamshell (ruggedized), Chromebox, Tablets (Detachable)			
<b>Information worker</b>			
13-15" Clamshell/Convertible, Chromebox, Chromebase Feature rich: fingerprint sensor, privacy screens, backlit keyboard Storage: 128GB or higher			
<b>Executive / Mobile professional</b>			
12-14" Convertible, thin & light, narrow bezels, <2.9lbs, <15mm Wi-Fi 6 or LTE Aesthetics: Stylus, Backlit keyboard, Fingerprint sensor, Privacy screen, 400 nits, 2K+ resolution			