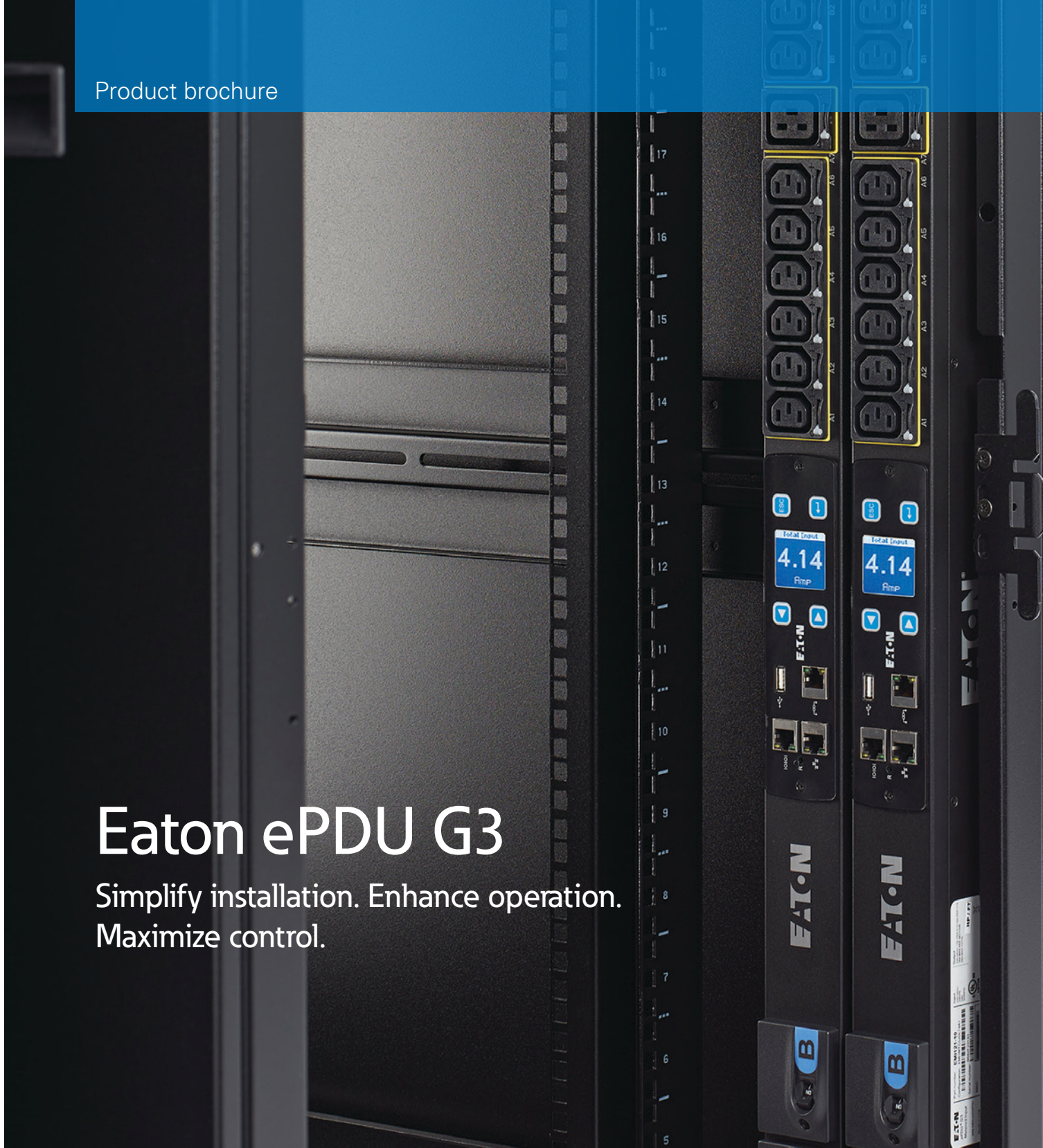


# Eaton ePDU G3

Simplify installation. Enhance operation.  
Maximize control.



*Powering Business Worldwide*



# Power distribution made better by Eaton

The Eaton® ePDU® G3 rack mounted power distribution units (PDUs) provide best-in-class power distribution to information technology (IT) equipment within a rack, enabling data center and IT managers to simplify installation, enhance operation and maximize control of their environment. We offer a tiered portfolio of rack PDUs in multiple form factors with capabilities ranging from basic power distribution to advanced power management and precision control designed to save time, save money and reduce risk.



## 1 Simplify installation

Flexible installation options ease the box-to-rack experience allowing for quick and simple setup.

## 2 Enhance operation

Well thought-out, user-friendly features allow you to maintain continuous uptime, gain operational stability and monitor your environment which reduces costs and improves performance.

## 3 Maximize control

Advanced management capabilities allow you to take control of your IT environment to save time, save money and reduce risk, providing you peace of mind and the freedom to focus on other critical tasks.

## What this means for you

### Save time

Eaton understands how busy you are. That's why the ePDU G3s are designed to quickly and easily install into your rack environment. Featuring a lightweight aluminum chassis, pre-installed, tool-less mounting buttons and flexible mounting options, you'll breeze through installation and be able to focus on other critical tasks.

### Save money

A network port can cost between \$100 and \$500. That cost adds up quickly—ten rack environments can accrue a hefty bill of \$10,000. Eaton ePDU G3s reduce network infrastructure costs by 87.5% by allowing you to daisy chain up to eight rack PDUs, saving you \$8,750 on network infrastructure costs when applied to this scenario.

### Reduce Risk

Integrated IEC outlet grips easily secure plugs in place to prevent accidental disconnect. Protect your critical equipment and prevent downtime by ensuring your plugs stay in place. The grip is designed to grip, not lock in case of emergency. If gripping is not enough, you can lock your plugs in place using a cable tie.

# Complete portfolio to fit your needs

Eaton ePDUs are distinguished for their quality, dependability and versatility. They provide best-in-class power distribution, multiple technologies and an arrangement of outlets for every region.

## Which ePDU technology is right for me?

### Basic



Reliable, cost-effective power distribution solution providing branch circuit protection for all connected equipment in your rack. Slim form factor and pre-installed mounting buttons ease set up.

### Metered Outlet



Provides outlet-level monitoring without control of individual outlets. Increased monitoring capabilities to the outlet level allow you to calculate Level 3 power usage effectiveness (PUE) for the most accurate view of your power utilization.

### Metered Input



Remote monitoring capabilities provide access to your power data whenever you want it, wherever you are. Monitor your critical equipment within each color-coded outlet section from a single interface.

### Managed



Remote management, outlet-level control and monitoring make this our most advanced rack PDU. Benefit from remotely rebooting connected equipment, turning off unused outlets to prevent unauthorized use and measuring the most accurate Level 3 PUE.

## Key applications:

### Small/Medium business

- Portfolio of 120V and lower power ratings (kVA)
- Economical basic, metered input and managed models
- Advanced LCD pixel display for local monitoring

### Remote office/branch office

- Portfolio of 120V and lower power ratings (kVA)
- Reboot devices without local IT staff assistance
- Control unused outlets to prevent unauthorized use
- LCD pixel menu display simplifies setup

### Enterprise data center

- Up to 208V three phase 17 kW for high density applications
- Network monitoring of power usage and capacity at the outlet level
- Save time by rebooting devices from the operations center
- Measure for Level 3 power usage effectiveness (PUE)

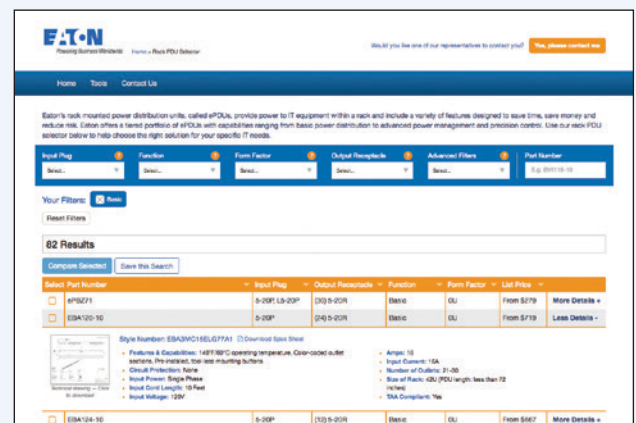
### Colocation data center

- Up to 208V three phase 17 kW for high density applications
- Control unused outlets to prevent unauthorized use
- Measure for Level 3 PUE
- Billing grade accuracy allows you to bill customers per power usage

## Rack PDU selector

Find the right PDU for your needs with our rack PDU selector.

Visit [RackPDUselector.eaton.com/](http://RackPDUselector.eaton.com/) for additional details.



# Increasing level of control


Each of these features helps you save time (T), money (M) or reduce risk (R) – and sometimes more than one.

Feature (value)	Basic	Metered Input	Metered Outlet	Managed
<b>Simplify installation</b>				
<b>Light-weight aluminum chassis (R)</b> <i>(Ease installation)</i>	•	•	•	•
<b>Low-profile form factor (R)</b> <i>(Provide zero interference into the rail space)</i>	•	•	•	•
<b>Pre-installed, tool-less mounting buttons (T)</b> <i>(Reduce installation time)</i>	•	•	•	•
<b>Flexible mounting options (T)</b> <i>(Choose your preferred mounting method)</i>	•	•	•	•
<b>Enhance operation</b>				
<b>Three-year advanced placement warranty (M)</b> <i>(Save money with a longer than industry standard warranty)</i>	•	•	•	•
<b>Integrated IEC outlet grips (M,R)</b> <i>(Easily secure plugs to prevent accidental disconnect)</i>	•	•	•	•
<b>High 140°F (60°C) operating temperature (M,R)</b> <i>(Reduce cooling costs and maintain full functionality)</i>	•	•	•	•
<b>Color-coded outlet sections (T,R)</b> <i>(Simplify load balancing)</i>	•	•	•	•
<b>Advanced LCD pixel display (T)</b> <i>(Allow for easy IP setup and troubleshooting)</i>		•	•	•
<b>Hot-swap meter (T,M,R)</b> <i>(Remove meter without power disruption to IT equipment)</i>		•	•	•
<b>Daisy chain (share network connection/IP address) (T)</b> <i>(Reduce network infrastructure costs by 87.5%)</i>		•	•	•
<b>One percent billing-grade accuracy (M)</b> <i>(Optimize power utilization)</i>		•	•	•
<b>Phase and section metering (T)</b> <i>(Balance loads to prevent overloads)</i>		•	•	•
<b>Measure power consumption at outlet level (M)</b> <i>(Acquire precise data to make informed decisions)</i>			•	•
<b>Measure Level 3 power usage effectiveness (PUE) (M)</b> <i>(Optimize data center performance and efficiency)</i>			•	•
<b>Maximize control</b>				
<b>Outlet switching (T,M)</b> <i>(Remote on, off and reboot saves time and costs)</i>				•
<b>Turn off unused outlets (R)</b> <i>(Control unauthorized use)</i>				•
<b>Remote site management (T,M)</b> <i>(Save time from on-site visits)</i>				•
<b>Group reboot for A and B feed (T)</b> <i>(Save time by controlling grouped power supplies)</i>				•

# Simplify installation


## Light-weight aluminum chassis

- Offers a 30 percent lighter-than-steel chassis, making each unit easier to install
- Lower shipping costs compared to competitive models made from steel
- Dissipates heat for better performance in high-density environments
- Offers better electrical conductivity for improved electrical grounding



## Flexible mounting options

- Multiple form factors give you the flexibility to choose
  - 0U models are vertically mounted in the rear of your rack, providing the most amount of receptacles and not occupying your valuable rack space
  - 1U/2U models are horizontally mounted in the U space of your rack, providing a smaller footprint for those with less equipment to power
- Patented clip feet allow for multiple mounting methods
- Optional side mounting button locations allow ePDU G3 to be mounted at a 90-degree rotation, preventing interference with hot-swap fans and power supplies



## Pre-installed, tool-less mounting buttons

- Mounting buttons come pre-installed to reduce installation time
- Double-sided buttons accommodate different variations of metal thickness



## Low-profile form factor

The width of the ePDU G3 has been optimized for side mounting, resulting in zero interference into the rail space so you don't block hot-swap fans or power supplies. Some models feature low-profile circuit breakers to reduce interference when the ePDU G3 is mounted with outlets facing the rail (center of the rack).

# Enhance operation

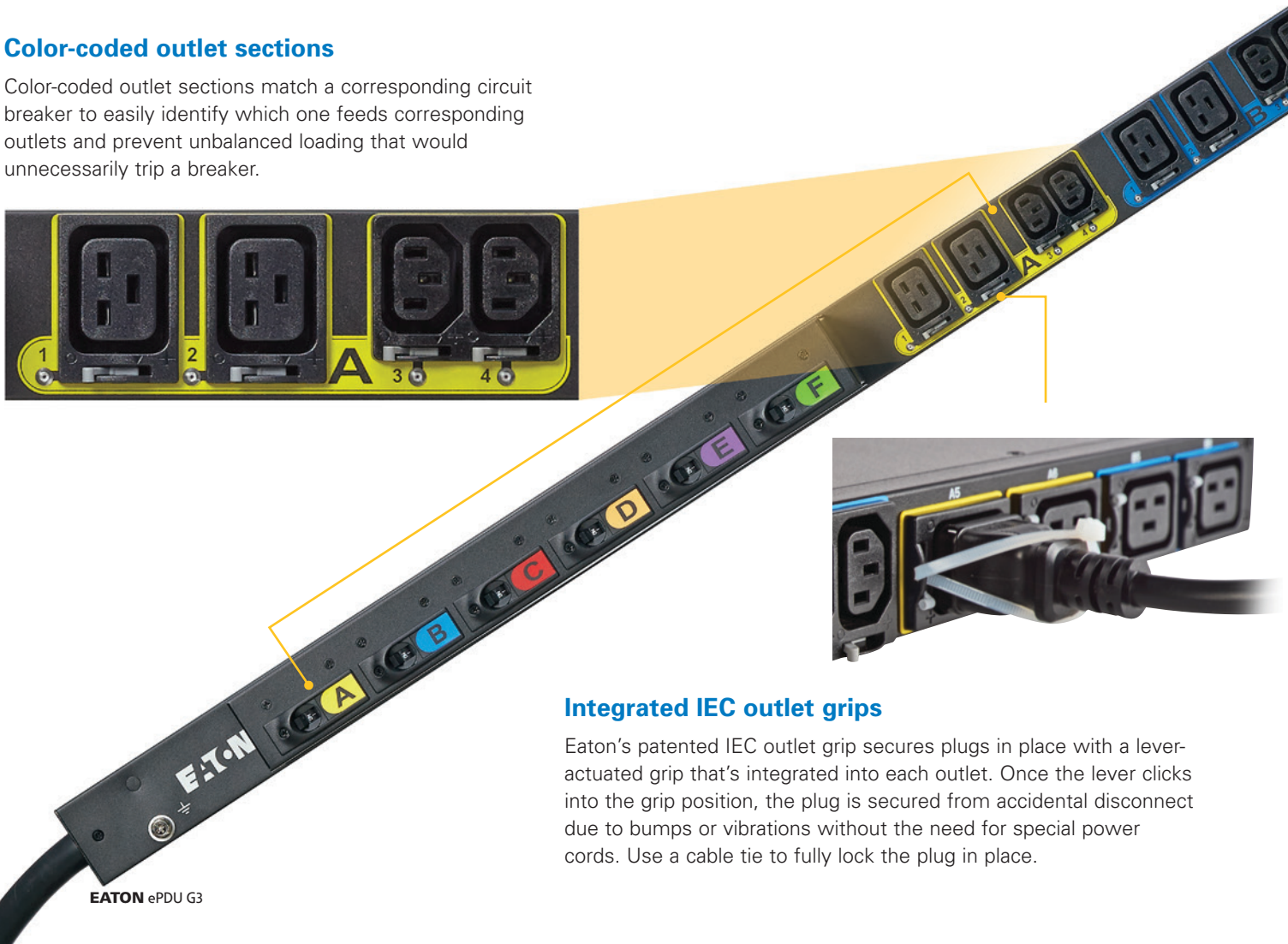
## Measure power consumption at the outlet level

- **Acquire** more accurate and detailed data by measuring power at the outlet level
- **Gain** energy analysis at a deeper level to make informed decisions and assist with effectively deploying equipment
- **Compare** efficiency between manufacturers and understand what drives power usage so you can make intelligent decisions to reduce power consumption



## Color-coded outlet sections

Color-coded outlet sections match a corresponding circuit breaker to easily identify which one feeds corresponding outlets and prevent unbalanced loading that would unnecessarily trip a breaker.



## Integrated IEC outlet grips

Eaton's patented IEC outlet grip secures plugs in place with a lever-actuated grip that's integrated into each outlet. Once the lever clicks into the grip position, the plug is secured from accidental disconnect due to bumps or vibrations without the need for special power cords. Use a cable tie to fully lock the plug in place.

## Advanced LCD pixel display with hot-swap capability

OU models feature a hot-swap eNMC (ePDU Network Management and Control) module that can be replaced without the need to power down your rack. Increase uptime while enhancing serviceability and saving on unnecessary service calls. The menu-driven pixel display allows for easy setup and troubleshooting.



Module being removed without removing power to the ePDU



### Daisy chain eight units from one IP address

Eaton's new patented daisy-chain capability allows up to eight ePDUs to share the same network connection and IP address. Unlike competitive rack PDUs that require a dedicated IP address for best performance, Eaton technology provides a 87.5 percent reduction in network infrastructure costs.

### One percent billing grade accuracy



ePDU G3 provides one percent revenue-grade power monitoring for higher accuracy in department billing or colocation data centers.

Effectively measure power usage to all outlets or individual outlets.



A and B power PDU sharing a network connection via daisy chain

## Measure Level 3 PUE

PUE is an industry-wide accepted method to measure power effectiveness. Measuring at the outlet level removes upstream devices from the calculation to provide an accurate view of how effectively power is being used for the connected IT equipment. Data center managers typically prefer Level 3 PUE for the most accurate calculation.

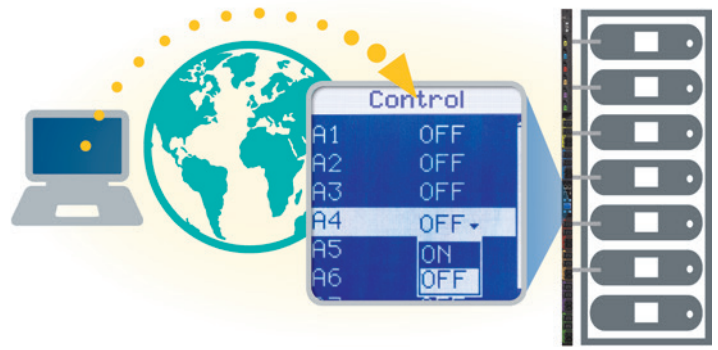
PUE measurement	Level 1: Basic	Level 2: Intermediate	Level 3: Advanced
IT equipment energy	UPS outputs	PDU outputs	IT equipment input
Total facility energy	Utility inputs	Utility inputs	Utility inputs
Measurement intervals	Monthly/weekly	Daily / hourly	Continuous (15 minutes or less)

To obtain Level 3 PUE, you must take measurements at the IT equipment level in intervals of at least 15 minutes.

# Maximize control

## Remote site management

- Manage ePDU G3s using a web browser or via SNMP integration into DCIM or monitoring software, like Eaton's Intelligent Power Manager (IPM) or Visual Power Manager (VPM)
- Simplify management by using the daisy-chain capability to manage up to eight ePDU G3s with a single IP address
- Avoid costly site visits by remotely rebooting and monitoring the site, allowing more time to manage other critical tasks



Network-ready 1U ePDU G3

## Outlet switching

- Remotely control devices by powering on or off individual outlets
- Save time and operating costs by rebooting machines from your control center, avoiding costly site visits

## Turn off unused outlets

- Secure and protect your environment by easily turning off unused outlets
- Avoid overloading your system from others plugging in unauthorized devices

## Grouped reboot for A and B feed


When connecting multiple source input servers to an A and B feed power source, the daisy-chain capability allows you to group power supplies across the rack PDU. As a result, all power supplies are controlled with a single action, which saves time rebooting servers with two to six power supplies.



Green LED signifies power on and red is power off to outlet




Cap secures in place with cable tie



Typical server with multiple power inputs powered by two ePDUs

## Perform department and customer billing

Metering at the outlet level provides customer-level energy tracking and turns power billing into a revenue stream that considers actual usage. Similarly, you can measure power usage per application and assign it to specific departments for budgeting purposes or to justify costs.



Each outlet can be billed separately



# Manage network-connected rack PDUs



Visual Power Manager displays real-time heat map and dash board data



Remotely monitor any time from anywhere

Eaton network-connected ePDUs allow you to view and manage your equipment remotely instead of being physically present in your server room or data center. For smaller environments, you can utilize the built-in web server and email alert capability to connect using a standard web browser.

For a more sophisticated approach, Eaton PDUs integrate smoothly with Eaton’s Intelligent Power Manager (IPM), Visual Power Manager (VPM) and Visual Capacity Optimization Manager (VCOM) software platforms, giving you the tools needed to monitor and manage the power in your physical or virtual environment.

**IPM** is optimized to help automate your virtual environment to ensure system uptime and is fully compatible with the industry’s leading virtualization platforms, including VMware, Microsoft and Citrix.

**VPM**, ideal for large rack PDU installations and large distributed power infrastructures, is a robust monitoring tool that displays a live data center map view for a visual, up-to-the-minute health status and delivers intelligent reports, keeping you completely informed of the status of your environment.

**VCOM** builds on the feature set of VPM and combines data monitoring and management for a complete and centralized DCIM software solution to manage asset data including facility, IT and security.

Software	Number of devices supported	Software type	Application	Cost
Web browser / email alerts	1–2	Embedded Web server	Data closet or small network	Included
Eaton IPM	1–200	Server based / Web interface	Small-to-medium enterprise	Free up to 10 nodes
Third-party DCIM	50–1,000	Varies / SNMP data to third party	Medium-to-large enterprise	Varies
Eaton Foreseer	100–1,000	Server based / Web interface	Facility or large enterprise	Varies by size
Eaton VPM	200–50,000+	Server based / Web interface	Facility or large enterprise	Varies by size
Eaton VCOM	200–50,000+	Server based / Web interface	Facility or large enterprise	Varies by size

## Validated alliance solution provider

Eaton is the leader in virtualized power management and differentiates itself by having over 500 hours invested in validation testing with our network of alliance partners. Focused on building our integration and alliance partnerships, we’ve done the heavy lifting by validating our power management offering on the industry’s leading IT platforms to increase efficiency and reliability.



# Accessories



## Eaton RS Enclosure

Whether you have a network closet, server room or multi-tenant data center, the new Eaton RS Enclosure provides an easy-to-configure solution for IT equipment storage. RS features tool-less configuration, optimized mounting for power distribution, flexible cable management solutions and security provisions.

### RS Enclosure is made for ePDU G3

Today's increasing power densities require flexible rack PDU mounting and cable management solutions. The RS Enclosure provides:

- Multiple rack PDU mounting options allowing for easy out-of-the-box installation for rack PDUs
- Cable pathways at the top and bottom of the enclosure to accommodate large connectors and cable loops
- Tool-less rack PDU mounting brackets with integrated cable management
- For more information, please visit [Eaton.com/RSenclosure](http://Eaton.com/RSenclosure)

## Environmental monitoring

The optional environmental monitoring probe connects to the serial port and enables you to collect temperature and humidity readings in the rack environment to monitor environmental data remotely. You can also monitor the status of two contact closure devices, such as door switches.



## Jumper cords

Eaton 2-, 4-, 6- and 8-foot C13 to C14 jumper cords provide a quick fix that allows you to meet the needs of your environment.



Part #	Description
EMP001	Environmental monitoring probe

Part #	Description
010-0029	2-foot C13 to C14 jumper cord
010-0028	4-foot C13 to C14 jumper cord
010-0027	6-foot C13 to C14 jumper cord
010-0025	8-foot C13 to C14 jumper cord

	Catalog Number	Form Factor	Input Plug	Cord (ft)	Breaker	Current	Max kW	Output receptacles			Dimensions (H x W x D, in)
								C13	C19	Other	
ePDU G3 Basic models selection guide	EBA301-10	0U	L15-20P	10	(3) 20A	16A	5.76	30	6	0	66.5 x 2.05 x 2.1
	EBA311-10	0U	L15-20P	10	(3) 20A	16A	5.76	42	0	0	69.5 x 2.05 x 2.1
	EBA308-10	0U	L21-20P	10	None	16A	5.76	0	0	(21) 5-20R, (6) L6-20R	66.5 x 2.05 x 2.1
	EBA309-10	0U	L21-20P	10	None	16A	5.76	0	0	(39) 5-20R	66.5 x 2.05 x 2.1
	EBA302-10	0U	L21-20P	10	(3) 20A	16A	5.76	30	6	0	66.5 x 2.05 x 2.1
	EBA312-10	0U	L21-20P	10	(3) 20A	16A	5.76	42	0	0	69.5 x 2.05 x 2.1
	EBA303-10	0U	L15-30P	10	(3) 20A	24A	8.64	30	6	0	66.5 x 2.05 x 2.1
	EBA313-10	0U	L15-30P	10	(3) 20A	24A	8.64	42	0	0	69.5 x 2.05 x 2.1
	EBA310-10	0U	L21-30P	10	(3) 20A	24A	8.64	30	6	(1) 5-20R	66.5 x 2.05 x 2.1
	EBA304-10	0U	L21-30P	10	(3) 20A	24A	8.64	30	6	0	66.5 x 2.05 x 2.1
	EBA314-10	0U	L21-30P	10	(3) 20A	24A	8.64	42	0	0	69.5 x 2.05 x 2.1
	EBA305-06	0U	CS8365	6	(3) 20A	40A	12.48	30	6	0	66.5 x 2.05 x 2.1
	EBA315-10	0U	CS8365	10	(3) 20A	40A	12.48	42	0	0	69.5 x 2.05 x 2.1
	EBA300-06	0U	CS8365	6	(2) 20A, (1) 30A	40A	14.4	24	4	(2) L6-30P	66.5 x 2.05 x 2.1
	EBA306-06	0U	CS8365	6	(6) 20A	40A	14.4	21	12	0	66.5 x 2.05 x 2.1
	EBA307-06	0U	IEC60309 460P9	6	(6) 20A	48A	17.3	21	12	0	66.5 x 2.05 x 2.1
	ePDU G3 Metered Input models selection guide	EMI100-10	0U	5-15P	10	None	12A	1.44	0	0	(24) 5-15R
EMIT08-10		1U	5-15P	10	None	12A	1.44	0	0	(8) 5-15R	1.6 x 19 x 8
EMI101-10		0U	L5-20P (5-20P adapter)	10	None	16A	1.92	0	0	(24) 5-20R	66.5 x 2.05 x 2.1
EMIT09-10		1U	L5-20P (5-20P adapter)	10	None	16A	1.92	0	0	(8) 5-20R	1.6 x 19 x 8
EMI102-10		0U	L5-30P	10	(2) 20A	24A	2.88	0	0	(30) 5-20R	66.5 x 2.05 x 2.1
EMIU05-10		2U	L5-30P	10	(2) 20A	24A	2.88	0	0	(16) 5-20R	3.43 x 19 x 8.39
EMI103-10		0U	C20 (L6-20 adapter)	10	None	16A	3.84	18	2	0	35.5 x 2.05 x 2.1
EMIT10-10		1U	C20	10	None	16A	3.84	8	0	0	1.6 x 19 x 8
EMI301-10		0U	L15-20P	10	(3) 20A	16A	5.76	30	6	0	66.5 x 2.05 x 2.1
EMI311-10		0U	L15-20P	10	(3) 20A	16A	5.76	42	0	0	69.5 x 2.05 x 2.1
EMI308-10		0U	L21-20P	10	None	16A	5.76	0	0	(21) 5-20R, (6) L6-20R	66.5 x 2.05 x 2.1
EMI309-10		0U	L21-20P	10	None	16A	5.76	0	0	(39) 5-20R	66.5 x 2.05 x 2.1
EMI318-10		0U	L21-20P	10	None	16A	5.76	30	6	(3) 5-20R	66.5 x 2.05 x 2.1
EMI302-10		0U	L21-20P	10	(3) 20A	16A	5.76	30	6	0	66.5 x 2.05 x 2.1
EMI312-10		0U	L21-20P	10	(3) 20A	16A	5.76	42	0	0	69.5 x 2.05 x 2.1
EMI104-10		0U	L6-30P	10	(2) 20A	24A	5.76	36	6	0	66.5 x 2.05 x 2.1
EMIT06-10		1U	L6-30P	10	(2) 20A	24A	5.76	13	4	0	1.6 x 19 x 8
EMIT07-10		1U	L6-30P	10	(2) 20A	24A	5.76	18	0	0	1.6 x 19 x 8
EMIU06-10		2U	L6-30P	10	(2) 20A	24A	5.76	12	4	0	3.43 x 19 x 8.39
EMI303-10		0U	L15-30P	10	(3) 20A	24A	8.64	30	6	0	66.5 x 2.05 x 2.1
EMI313-10		0U	L15-30P	10	(3) 20A	24A	8.64	42	0	0	69.5 x 2.05 x 2.1
EMI310-10		0U	L21-30P	10	(3) 20A	24A	8.64	30	6	(1) 5-20R	66.5 x 2.05 x 2.1
EMI304-10		0U	L21-30P	10	(3) 20A	24A	8.64	30	6	0	66.5 x 2.05 x 2.1
EMI314-10		0U	L21-30P	10	(3) 20A	24A	8.64	42	0	0	69.5 x 2.05 x 2.1
EMI305-06		0U	CS8365	6	(3) 20A	40A	12.48	30	6	0	66.5 x 2.05 x 2.1
EMI315-10		0U	CS8365	10	(3) 20A	40A	12.48	42	0	0	69.5 x 2.05 x 2.1
EMI300-06		0U	CS8365	6	(2) 20A, (1) 30A	40A	14.4	24	4	(2) L6-30R	66.5 x 2.05 x 2.1
EMI316-06	0U	CS8365	6	(6) 20A	40A	14.4	9	12	0	66.5 x 2.05 x 2.1	
EMI317-06	0U	IEC60309 460P9	6	(6) 20A	48A	17.3	9	12	0	66.5 x 2.05 x 2.1	

	Catalog Number	Form Factor	Input Plug	Cord (ft)	Breaker	Current	Max kW	Output receptacles			Dimensions (H x W x D, in)
								C13	C19	Other	
ePDU G3 Metered Outlet selection guide	EMO114-10	0U	L5-20P (5-20P adapter)	10	None	16A	1.92	0	0	(24) 5-20R	63.10 x 2.05 x 2.56
	EMO108-10	0U	L5-30P	10	(2) 20A	24A	2.88	0	0	(24) 5-20R	66.5 x 2.05 x 2.56
	EMO115-10	0U	C20 (L6-20 adapter)	10	None	16A	3.84	21	3	0	63.10 x 2.05 x 2.09
	EMO107-10	0U	L6-30P	10	None	24A	5.76	20	4	0	66.5 x 2.05 x 2.09
	EMO324-10	0U	L15-20P	10	(3) 20A	16A	5.76	18	6	0	66.5 x 2.05 x 2.09
	EMO325-10	0U	L21-20P	10	(3) 20A	16A	5.76	18	6	0	66.5 x 2.05 x 2.09
	EMO326-10	0U	L15-30P	10	(3) 20A	24A	8.64	18	6	0	66.5 x 2.05 x 2.09
	EMO327-10	0U	L21-30P	10	(3) 20A	24A	8.64	18	6	0	66.5 x 2.05 x 2.09
	EMO333-10	0U	L21-30P	10	(3) 20A	24A	8.64	21	6	(1) 5-20R	72 x 2.05 x 2.56
	EMO328-10	0U	CS8365	10	(3) 20A	35A	12.6	18	6	0	66.5 x 2.05 x 2.09
	EMO329-06	0U	CS8365	6	(6) 20A	40A	14.4	12	12	0	66.5 x 2.05 x 2.09
	EMO330-06	0U	IEC60309 460P9W	6	(6) 20A	48A	17.3	12	12	0	66.5 x 2.05 x 2.09
ePDU G3 Managed selection guide	EMA111-10	0U	5-15P	10	None	12A	1.44	0	0	(8) 5-15R	35.5 x 2.05 x 2.56
	EMA112-10	0U	5-15P	10	None	12A	1.44	0	0	(16) 5-20R	66.5 x 2.05 x 2.56
	EMAT08-10	1U	5-15P	10	None	12A	1.44	0	0	(8) 5-15R	1.6 x 19 x 8
	EMAT09-10	1U	L5-20P (5-20P adapter)	10	None	12A	1.44	0	0	(8) 5-15R	1.6 x 19 x 8
	EMA113-10	0U	L5-20P (5-20P adapter)	10	None	16A	1.92	0	0	(8) 5-20R	35.5 x 2.05 x 2.56
	EMA114-10	0U	L5-20P (5-20P adapter)	10	None	16A	1.92	0	0	(24) 5-20R	66.5 x 2.05 x 2.09
	EMA108-10	0U	L5-30P	10	(2) 20A	24A	2.88	0	0	(24) 5-20R	66.5 x 2.05 x 2.56
	EMAU05-10	2U	L5-30P	10	(2) 20A	24A	2.88	0	0	(16) 5-20R	3.43 x 19 x 8.39
	EMA106-10	0U	C20 (L6-20 adapter)	10	None	16A	3.84	7	1	0	35.5 x 2.05 x 2.1
	EMA115-10	0U	C20 (L6-20 adapter)	10	None	16A	3.84	21	3	0	63.1 x 2.05 x 2.09
	EMAT10-10	1U	C20	10	None	16A	3.84	8	0	0	1.6 x 19 x 8
	EMA107-10	0U	L6-30P	10	(2) 20A	24A	5.76	20	4	0	66.5 x 2.05 x 2.1
	EMA334-10	0U	L21-20P	10	None	16A	5.76	0	0	(24) 5-20R	63.1 x 2.05 x 2.56
	EMA324-10	0U	L15-20P	10	(3) 20A	24A	5.76	18	6	0	66.5 x 2.05 x 2.56
	EMA325-10	0U	L21-20P	10	(3) 20A	24A	5.76	18	6	0	66.5 x 2.05 x 2.56
	EMA339-10	0U	L15-20P	10	(3) 20A	16A	5.76	21	3	0	66.5 x 2.05 x 2.09
	EMA340-10	0U	L21-20P	10	(3) 20A	16A	5.76	21	3	0	66.5 x 2.05 x 2.09
	EMAU07-10	2U	L6-30P	10	(2) 20A	24A	5.76	16	0	0	3.43 x 19 x 8.39
	EMAU06-10	2U	L6-30P	10	(2) 20A	24A	5.76	12	4	0	3.43 x 19 x 8.39
	EMA326-10	0U	L15-30P	10	(3) 20A	24A	8.64	18	6	0	66.5 x 2.05 x 2.56
	EMA327-10	0U	L21-30P	10	(3) 20A	24A	8.64	18	6	0	66.5 x 2.05 x 2.56
	EMA333-10	0U	L21-30P	10	(3) 20A	24A	8.64	21	6	(1) 5-20R	66.5 x 2.05 x 2.56
	EMA341-10	0U	L15-30P	10	(3) 20A	24A	8.64	21	3	0	66.5 x 2.05 x 2.09
	EMA342-10	0U	L21-30P	10	(3) 20A	24A	8.64	21	3	0	66.5 x 2.05 x 2.09
	EMA328-10	0U	CS8365	10	(3) 20A	35A	12.48	18	6	0	66.5 x 2.05 x 2.56
	EMA343-10	0U	CS8365	10	(3) 20A	35A	12.48	21	3	0	66.5 x 2.05 x 2.09
	EMA329-06	0U	CS8365	6	(6) 20A	40A	14.4	12	12	0	66.5 x 2.05 x 2.56
	EMA330-06	0U	IEC60309 460P9W	6	(6) 20A	48A	17.3	12	12	0	66.5 x 2.05 x 2.56

**Eaton**  
 Electrical Sector  
 1000 Eaton Boulevard  
 Cleveland, OH 44122 USA  
 Eaton.com

© 2017 Eaton  
 All Rights Reserved  
 Printed in USA  
 BR155015EN / GG  
 July 2017

Eaton, Intelligent Power and ePDU are registered trademarks.

All other trademarks are property of their respective owners.

For more information  
 about the ePDU G3  
 platform, visit  
[Eaton.com/ePDUg3](http://Eaton.com/ePDUg3)

